



DW 288 S6

MULTI WIRE SAW



WORK PIECE DIMENSIONS:
MAX. Ø 6" × 650 MM




OPTIMIZED FOR HIGH VOLUME 6" WAFER PRODUCTION

- ✓ Increased throughput
- ✓ Highest precision and quality
- ✓ Robustness and durability
- ✓ Higher degree of automation

SMART SLICING TECHNOLOGY FOR SAPPHIRE, HARD AND BRITTLE MATERIALS

HIGHLIGHTS DW 288 S6

- ✔ Smallest axis distance:
Optimized for $\varnothing 6''$
- ✔ High capacity:
650 mm web length
- ✔ High throughput:
30 m/s wire speed,
10 m/s² acceleration
- ✔ Latest generation work piece
rocking technology
- ✔ Adaptive feed
- ✔ New CF system:
Low maintenance heat exchanger,
stable temperature in entire system,
shortest pipe path
- ✔ Easy operation:
HMI on 15" touch screen,
production assistant, easy to train,
easy to use
- ✔ Recipe generator for 60-step recipe
- ✔ Ready for Industry 4.0
- ✔ Various options:
i. e. Diamond Wire Management
System (DWMS)



Optimized rocking for higher wafer quality



Longer load length for higher capacity



Easy operation for higher yield

TECHNICAL DATA	DW 288 S6 FEATURES
Web length [mm]	650
Max. work piece dimensions [mm]	$\varnothing 165 \times 650$
Wire speed [m/s]	30 (1800 m/min)
Wire acceleration [m/s ²]	10 (< 4 s)
Min. wire diameter [μm]	100
Max. wire tension [N]	45
Rocking principle	Rocking of work piece
Rocking angle [°]	± 12
Wire guide roller axis distance [mm]	390
Cutting fluid tank [l]	240
Machine dimensions [L x W x H] [mm]	3700 x 1780 x 3010
Machine weight [kg]	11500

GET IN TOUCH WITH US TODAY
TOGETHER WE WILL FIND A SOLUTION
FOR YOUR REQUIREMENTS

LAPMASTER WOLTERS GMBH

Phone: +49 4331 458 0

wiresaws@lapmaster-wolters.de

www.lapmaster-wolters.de