





broachLine BG

PROFILE GRINDING OF BROACHES



WORK PIECES UP TO
3000 × 600 MM [L × D]



PROFILE GRINDING OF ROUND AND FLAT BROACHES


- ✓ High-precision profile grinding machine for tool industry
- ✓ Short retooling times between cylindrical and flat work pieces
- ✓ Variety of grinding applications of rotationally symmetric parts
- ✓ Easy to program through parameter input

FLEXIBLE CONCEPT FOR STRAIGHT AND HELICAL WORK PIECES



broachLine BG – PROFILE GRINDING OF BROACHES

- ✔ Flexible machine for straight and helical broach tools
- ✔ Motor spindle with large rpm range for small and large grinding wheels
- ✔ Traveling table design for tools up to 200 mm diameter
- ✔ Traveling column design for tools up to 600 mm diameter
- ✔ Optional swivel head for helical tools
- ✔ Siemens 840D Solution Line
- ✔ Comprehensive package of software for the grinding of broaching tools
- ✔ Additional software available to grind spline shafts, involute splines and hirth serrations
- ✔ Two table drive systems: Ball screw or linear motor
- ✔ Dressing spindle on the worktable
- ✔ Optional measuring probe



Grinding of large broaches



Shell broaches



Helical broaches

TECHNICAL DATA

broachLine BG (STRAIGHT)	BG 1000S-T	BG 2000S-T	BG 2500S-T	BG 3000S-C
Table drive X-axis	KGT*	KGT*	LIM*	LIM*
Distance between centers [mm]	1000	2000	2500	3000
Center height [mm]	280	280	280	400
Work piece diameter [mm]	10–200	10–200	10–200	20–600
Spindle power [kW]	30	30	30	30
Grinding wheel [mm]	40–300 (400**) × 50	40–300 (400**) × 50	40–300 (400**) × 50	40–300 (400**) × 50
broachLine BG (HELICAL)	BG 1000H-T	BG 2000H-T	BG 2500H-T	BG 3000H-C
Swivel angle [°]	± 120	± 120	± 120	± 120

* KGT = ball screw; LIM = linear motor

** Special application

GET IN TOUCH WITH US TODAY
TOGETHER WE WILL FIND A SOLUTION
FOR YOUR REQUIREMENTS

ELB-SCHLIFF Werkzeugmaschinen GmbH

Phone: +49 6028 408 0

info@elb-schliff.de

www.elb-schliff.de